

Approved by the Government of Nepal, Ministry of Education, Science and Technology,
Curriculum Development Centre (CDC), Sanathimi, Bhaktapur, as a textbook for schools.

Eureka Lucent
English Pathway
Grade 5

Authors
Subas Adhikari
Bishnu Kumar Neupane



Eureka Publication Pvt. Ltd.
(Publishers and Distributors)

♀ Lalitpur-4, Bagdol, Lalitpur
✉ egnepal123@gmail.com

Name:

Class: Roll No.:

School:


Eureka Lucent


English Pathway

Grade 5

Publisher : **Eureka** Publication Pvt. Ltd.
(Publishers and Distributors)

 Lalitpur-4, Bagdol, Lalitpur

 01-5436444

 egnepal123@gmail.com

Authors : Subas Adhikari
Bishnu Kumar Neupane

Copyright © : Publishers
Edition : 2025 (B.S. 2082)
Re-print : 2026 (B.S. 2083)
Layout Design : Eureka Desktop

Preface

The **Eureka** Lucent English Pathway Readers series is carefully designed to align strictly with the guidelines set by the Curriculum Development Centre, Sanothimi Bhaktapur. This series aims to provide young learners with a strong foundation in English while fostering creativity and active participation in learning.

Each book in the series incorporates engaging language activities that inspire students to think creatively and express themselves confidently. The contents are based on an in-depth study of the learning ladder, ensuring a structured and progressive approach to language acquisition.

We have included pleasant and relatable examples to make learning enjoyable and meaningful. Additionally, the series provides ample opportunities for student participation, encouraging interactive and dynamic learning experiences. The texts are crafted to be easy, interesting, and creative, making the learning process both effective and enjoyable.

We extend our sincere gratitude to **Eureka** Publication Pvt. Ltd. Bagdol, Lalitpur for bringing this series to life. Our sincere gratitude goes to all English teachers for their dedication and invaluable support in shaping young minds.

We welcome constructive comments and creative ideas from teachers, students, and educators to further enhance this series. Your feedback will help us continue improving and making learning a joyful experience for all.

Authors

Contents

S.N.	Chapter	Page N.o
1	Hello to New Horizon	1
2	Me and My Belongings	16
3	Inquiry and Information	31
4	Courtesy and Concern	46
5	Gratitude and Greetings	61
6	Much and Many	74
7	Similarities and Differences	89
8	Exploring a Wonderland	103
9	Nature and its Norms	117
10	Instructions and Directions	131
11	Wit and Wisdom	145
12	Cause and Clarification	160
13	People and Place	174
14	Favorites and Pet Peevs	190
15	Strength and Ability	204
16	Family and Function	216
17	Plans and Intentions	233

Hello to New Horizon

Enjoy reading the following poem with your friends.



Everybody has a name
Some are different
Some are the same.

Some are short
Some are long
All are right
None is wrong.

My name is ...
It's special to me.
It's exactly who
I want to be!



EXPLORATION 1

Bibek woke up early, feeling a mix of excitement and nervousness. It was the first day of grade 5, and he couldn't wait to see his friends again and meet his new classmates. After getting ready and having breakfast, he grabbed his school bag and hurried to school. The sun was shining brightly, and the cool morning breeze made him feel even more energetic.

As he entered the school gate, Bibek noticed that some of his friends were already there, chatting and laughing. He quickly joined them, exchanging high-fives and sharing stories about their summer holidays. But what really caught his attention was the sight of a few new faces in his class. He was eager to get to know them.



When the bell rang, Bibek and his classmates walked to their new classroom. The room was fresh and welcoming, with colorful charts and posters on the walls. Their class teacher, Mrs. Sharma, greeted them with a warm smile and introduced the new students-Ranjeet, Kopila, Bibisha, and Anish. Everyone clapped and welcomed them to the class.

During the break time, Bibek noticed that the new students were standing by themselves, looking a bit shy and unsure. He decided to approach them. With a big smile, he walked over and introduced himself.

"Hi, I'm Bibek. Do you want to join us outside in the playground?" he asked.

Ranjeet was the first to respond. "Hi, I'm Ranjeet," he said with a smile. "I'm from Biratnagar. Pleased to meet you, Bibek."

Next, Kopila spoke up, her voice soft but friendly. "Hello, I'm Kopila. I'm from Pokhara. Nice to meet you, Bibek."

Bibisha was next. She had a bright smile and seemed eager to make friends. "Hi, I'm Bibisha! I'm from Lalitpur. It's really nice to meet you, Bibek."

Anish, who seemed a bit shy at first, finally introduced himself. "Hello, I'm Anish," he said quietly. "I'm from Kathmandu. It's great to meet you, Bibek."

Bibek grinned at his new friends. "It's awesome to meet you all! Let's go to the

playground together. I'll show you around." The group of new friends headed to the playground together. On the way, Bibek talked about how fun it was to be in grade 5 and all the cool games they could play during recess.

When they reached the playground, Bibek suggested they play a game of tag. "It's easy and fun!" he said. "I'll be 'it' first, and you all run away. Ready?" Everyone laughed and started running around, dodging Bibek as he chased them. They were all laughing and having a great time, and the new students quickly felt like they were part of the group.

After a while, they all got tired and decided to take a break. Bibek suggested they head to the canteen to grab some snacks. "My mom packed extra food today. Let's share!" he said. In the canteen, Bibek opened his lunchbox and shared his sandwiches, fruits, and cookies with his new friends. They sat together, enjoying the food and talking about their favorite subjects, hobbies, and what they liked to do after school. As they ate, Bibek learned that Ranjeet loved drawing, Kopila enjoyed reading, Bibisha was great at dancing, and Anish was a cricket fan. They all agreed that they should play cricket during the next break, and Anish offered to bring his cricket bat the next day.

The morning flew by, and before they knew it, it was time to go back to class. Bibek was happy that he had made new friends and helped them feel welcome on their first day. As they walked back to their classroom, he realized that grade 5 was going to be a great year, filled with new friendships, fun games, and lots of learning. And so, Bibek's first day in grade 5 ended with a sense of excitement and joy, knowing that he had made a difference in someone's day.

- Excitement (n.) : A feeling of great enthusiasm and eagerness.
Nervousness (n.) : A state of being anxious or worried.
Energetic (adj.) : Showing or involving great activity or vitality.
Chatting (v.) : Talking in a friendly and informal way.
Eager (adj.) : Wanting to do or have something very much.
Classmates (n.) : Students who are in the same class at school.
Welcoming (adj.) : Friendly or making someone feel welcome.
Approach (v.) : To come near or nearer to something or someone.
Respond (v.) : To say something in reply.
Recess (n.) : A break between periods of work or school.



Understanding the Text

A. Match the words with their synonyms.

- | | |
|---------------|--------------------|
| 1. Noticed | a. Laughed |
| 2. Introduced | b. Timid/ Reserved |
| 3. Shy | c. Saw |
| 4. Suggested | d. Wonderful |
| 5. Stories | e. Proposed |
| 6. Grinned | f. Presented |
| 7. Awesome | g. Tales |

B. State whether the given sentences are True or False.

1. Bibek was nervous but not excited about his first day in grade 5
2. Bibek noticed some new faces in his class when he entered the school gate.
3. The class teacher, Mrs. Sharma, introduced four new students to the class.
4. Bibek invited the new students to play a game of soccer in the playground.
5. Anish was eager to introduce himself to Bibek.

C. Fill the gaps in the sentences below with the correct word from the text.

1. Bibek woke up early, feeling a mix of excitement and _____.
2. The sun was shining brightly, and the cool morning _____ made him feel even more energetic.
3. The new students quickly felt like they were part of the _____.
4. Bibek shared his sandwiches, fruits, and _____ with his new friends.
5. Anish offered to bring his _____ bat the next day.
6. What did Bibek do before go to school?
7. What did they agree to do during the next break?

D. Answer the following questions.

1. Who was Bibek excited to see on the first day of grade 5?
2. What did Bibek suggest they do after reaching the playground?
3. Where did Bibek and his friends go to grab some snacks during the break?
4. Who was the new student from Kathmandu?
5. Why did Bibek feel happy at the end of the first day?



LISTENING

A. Listen to your teacher and choose the right option.

1. Prakriti Pokhrel

a) Fashion designer

b) Nurse

c) Pharmacist

2. Smrity

a) Works in Birtamode

b) Works in Pokhara

c) Works in Kathmandu

3. Nilam

a) Nurse

b) Pharmacist

c) Fashion designer

4. Prakriti works at

a) City Hospital

b) A fashion boutique

c) A pharmacy

5. Smrity designs

a) Medicines

b) Outfits

c) Hospital equipment

6. Nilam is from

a) Pokhara

b) Jhapa

c) Kathmandu

B. Now, listen again and state True or False.

1. Prakriti is a nurse who works in Pokhara.
2. Smrity is a fashion designer who creates unique styles.
3. Nilam works as a pharmacist in Birtamode.
4. Smrity is from Jhapa.
5. Prakriti works at a hospital in Kathmandu.
6. Nilam gives advice about fashion to her customers.



Speaking

A. Read the following conversation between three friends.

Bedant : Hi! I'm Bedant. What's your name?

Mohan : Hello, Bedant! I'm Mohan. Nice to meet you.

Lisa : Hi, I'm Lisa. It's nice to meet both of you!

Bedant : Where are you from, Mohan?

Mohan : I'm from Dolakha. How about you?

Lisa : I'm from Sindhuli. And you, Bedant?



Bedant : I'm from Siraha. What's your favorite subject, Lisa?

Lisa : I really like science. What about you, Mohan?

Mohan : I love math! And you, Bedant?

Bedant : I enjoy reading. It's so nice to talk with you both.

Lisa : Yeah, it's great to make new friends.

Mohan : I agree! We should stick together.

Bedant : Definitely. I have to go to my first class now.

Lisa : Me too. See you both later!

Mohan : Bye for now! Have a good day.

Bedant : Bye, everyone!

B. Read the following expressions for introducing and leave taking.



When you Introduce

My name is _____

Hello, it's me _____

I'm _____ Nice to meet you.

I want you to meet my friend _____

Prem, this is Suman. Suman, this is Prem.

Let me introduce my friend, Wilber.



When you Part

Good bye.

Bye for now.

See you tomorrow.

Take care. Bye.

I think I must leave
now. Bye.

See you later.

C. Now, take a turn to introduce yourself to other friends in the class using the above expressions.



EXPLORATION 2

Read the poem below and answer the questions that follow.

Trees

-Joyce Kilmer

I think that I shall never see
A poem lovely as a tree.

A tree whose hungry mouth is prest
Against the earth's sweet flowing breast;

A tree that looks at God all day,
And lifts her leafy arms to pray;

A tree that may in Summer wear
A nest of robins in her hair;

Upon whose bosom snow has lain;
Who intimately lives with rain.

Poems are made by fools like me,
But only God can make a tree.



Main Idea

The poem "Trees" by Joyce Kilmer is about how beautiful and special trees are. The poet says that no poem can be as lovely as a tree. He describes how a tree's roots drink water from the earth, how it reaches up to the sky as if praying. It provides a home for birds in the summer.

The poet also mentions how the tree stands strong in winter with snow on its branches. It also lives closely with the rain. In the end, the poet humbly admits that only God has the power to create something as wonderful as a tree.

 **Writing**

Write a short profile of your mother or father based on the following heading and subheadings.

Profile of My Mother/Father

1. Name and Age:
2. Occupation:
3. Personality Traits:
4. Hobbies and Interests:
5. Daily Routine:
6. Why I Admire My Mother/Father:

Punctuation : Capital Letter and Full Stop

A. Capital Letter: We use a capital letter in the following cases.

1. At the beginning of a sentence.

She loves reading books.

2. For proper nouns (names of people, places, and specific things)

John lives in New York.

3. For the pronoun "I"

I am going to the park.

4. For days of the week, months, and holidays

Monday is my favorite day of the week.

5. For titles of books, movies, and songs

I just finished reading Harry Potter.

6. For short forms or acronyms

He works for the UN.

B. A full stop is used at the end of a complete sentence to indicate that the thought or statement is finished.

She is reading a book.

C. Now, punctuate the following sentences.

1. my sister is going to the market
2. we visited london last summer
3. tom and jerry is my favorite cartoon
4. the sun rises in the east
5. sarah has a pet cat named whiskers
6. i am learning to play the piano
7. they went hiking in the mountains
8. monday is the first day of the week



GRAMMAR GRIP

The Present Simple Tense

A. We use the Present Simple Tense for the following:

1. Talking about daily routines and habits.
Example: I brush my teeth every morning.

2. Talking about facts.
Example: The sun rises in the east.

3. Talking about likes and dislikes.
Example: She likes ice cream.

4. Talking about schedules.
Example: The bus leaves at 8 o'clock.

5. Describing things or people.
Example: He is very tall.



B. Study the following examples of the Present Simple Tense.

1. Affirmative Sentences:

He plays football.

They play football.

2. Negative Sentences:

She does not like ice cream.

They do not like ice cream.

3. Question Sentences:

Does she read books?

Do they read books?

C. Fill the gaps in the sentences below with the Present Simple form of the suitable verb given in the list.

eat, play, watch, read, run, sing, drink, write, swim, dance, know

1. He _____ books every night before bed.
2. They _____ football on weekends.
3. She _____ juice with her breakfast every morning.
4. My sister _____ very well in the school choir.
5. The baby _____ milk in the morning.
6. She -(not) _____ how to drive a car.
7. We _____ TV after school.
8. John _____ letters to his grandparents every month.
9. The children _____ in the pool every summer.
10. She _____ fast in the morning.
11. They _____ in every programme.

Prepositions of Time: In, On, At

A. Study the following table.

In	On	At
Months: in January	Days: on Monday	Exact Times: at 5:00 PM
Years: in 2024	Dates: on July 4th	Specific Times of Day: at midnight
Seasons: in summer	Special Days: on my birthday	Holidays (no "day"): at Christmas
Centuries: in the 21st century	Days + Parts of Day: on Monday morning	Specific Times: at lunchtime
Periods of Time: in the future	Full Dates: on September 15, 2023	Night: at night



LITERARY TREASURE

Alliteration

Alliteration is a literary device in which the same consonant sound is repeated at the beginning of closely connected words in a line or sentence.

For example:

"The fair breeze blew, the white foam flew."

In this sentence, the consonant sounds /b/ and /f/ are repeated.

A. Underline the alliteration in the following sentences.

1. Sally sells seashells by the seashore.
2. The big brown bear bravely balanced on the branch.
3. Peter picked a peck of pickled peppers.
4. The cool cat quickly climbed the cliff.
5. Fiona's friends frequently find fun in the forest.



CELEBRATION

Make a friendship circle like the ones given below. Use different colors and qualities of a good friend to illustrate the theme of friendship. Write a slogan inside it.



FRIENDSHIP
DAY



Me and My Belongings

Read the following poem.



In my little room, I find my space,
Where everything's in its special place.
My books on the shelf, so neatly aligned,
Full of stories that open my mind.

My laptop sits on my sturdy old table,
A portal to worlds where I feel so able.
It helps me learn, explore, and play,
Guiding me through each busy day.

My school bag hangs by the door,
Packed with things I truly adore.
My shoes and uniform, ready to wear,
For each new journey that I'll share.

These are my belongings, close to me,
Each one holds a memory or key.
Together they make my world feel right,
In their presence, I find delight.

Inquiry and Information

Read the following poem.

To My Dear Friend



Where are you going, my dear,
Tell me what you want to take.
Why don't you speak a word, dear,
Tell me why your smile is fake.

I see the worry in your eyes,
A hidden pain you cannot hide.
The silence grows with each sigh,
As if a storm brews deep inside.

Is there a burden on your heart,
That keeps you from sharing your fears?
Let me help you, take your part,
And wipe away those hidden tears.

Where are you going, my dear?
Let me carry what you bear.
Speak to me, for I am here,
To show you how much I care.



Warm

Up



Schedule for Class Outing

Dear Parents,

I am pleased to inform you that we have organized a day outing for our Grade 5 students to the Central Zoo in Jawalakhel. The trip is scheduled for August 20. Below is the complete schedule for the outing:

Outing Schedule:

- A. 7:30 AM: Arrival at School
All students should arrive at school by 7:30 AM. Please ensure your child has eaten breakfast.
- B. 8:00 AM: Departure from School
The bus will leave the school premises at 8:00 AM sharp.
- C. 9:00 AM: Arrival at Central Zoo, Jawalakhel
We expect to reach the zoo by 9:00 AM.
- D. 9:15 AM: 11:30 AM - Guided Tour of the Zoo
Students will be taken on a guided tour to see and learn about various animals and birds.
- E. 11:30 AM : 12:00 PM - Snack Break
A short break for snacks. Please pack some healthy snacks and water for your child.
- F. 12:00 PM : 1:30 PM - Exploration Time
Students can explore the zoo further, under supervision, to observe and enjoy the exhibits.
- G. 1:30 PM : 2:00 PM - Lunch
We will have lunch in the picnic area. Please send a packed lunch with your child.
- H. 2:00 PM : 2:45 PM - Fun Activities and Games
Students will participate in some fun games and activities organized by the teachers.
- I. 3:00 PM : Departure from Central Zoo
The bus will leave the zoo at 3:00 PM.
- J. 4:00 PM : Arrival Back at School
We will arrive back at school by 4:00 PM. Parents are requested to pick up their children promptly.

Important Reminders:

- Please ensure your child wears comfortable clothes and shoes suitable for walking.
- Don't forget to pack a hat, water bottle, and any necessary personal items.
- Please inform us in advance if your child has any special dietary needs or medical conditions.

We are looking forward to an enjoyable and educational day!
Thank you for your cooperation.

Best Regards,

Maya Gurung
Class Teacher, Grade 5



VOCABULARY TREASURE

- Outing** (n.) : a short visit to a place
- Trip** (n.) : a journey
- Schedule** (n.) : a set of event to take place
- Departure** (n.) : an act of leaving a place
- Explore** (v.) : to find out new things
- Promptly** (adv.) : as soon as possible



Understanding the Text

A. State True or False.

1. The outing is organized for Grade 6 students.
2. Students should arrive at school by 7:30 AM on the day of the outing.
3. The bus will leave the school premises at 9:00 AM.

4. The guided tour of the zoo will last for over two hours.
5. Lunch will be served at 1:30 PM during the outing.
6. The bus is scheduled to return to school at 4:00 PM

B. Answer the following questions.

1. What time should students arrive at school for the outing?
2. Where is the outing scheduled to take place?
3. When will the guided tour of the zoo start?
4. What are students supposed to do from 12:00 PM to 1:30 PM during the outing?
5. What items are parents asked to pack for their children?
6. Who wrote the schedule and letter to the parents?



PRONUNCIATION

A. Pronounce the following words after your teacher.

deer	cheer	peer	clear	near
sphere	fear	appear	steer	seer
sheer	jeer	queer	rear	career
mirror	veneer	engineer	beer	reindeer



LISTENING

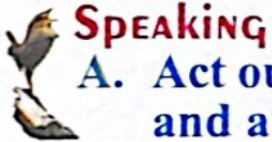
A. Listen to the teacher and choose the correct option.

1. The bus for Nepalgunj is:
 - a) Kalika Deluxe b) Ganapati Deluxe c) Super Deluxe
2. The bus for Baglung will depart at:
 - a) 7:30 b) 8:45 c) 8:15
3. The bus for Lumbini, Sage Travels, leaves at:
 - a) 8:20 b) 8:45 c) 8:15

4. The bus for Gaur, Ganapati Deluxe, will depart at:
a) 7:30 b) 8:45 c) 8:15
5. The bus for Biratnagar, Janaki Travels, departs at:
a) 8:15 b) 8:20 c) 8:45
6. Passengers are asked to check the departure times on the:
a) Notice board b) Display screen c) Bus itself

B. Now, listen again and fill in the blanks.

1. The bus for _____, Super Deluxe, leaves at 7:30.
2. The bus for Baglung, Kalika Deluxe, is slightly _____.
3. The _____ bus leaves at 8:20.
4. Ganapati Deluxe is the bus for _____.
5. The bus for _____, Janaki Travels, departs at 8:15.
6. Passengers are advised to check the display screen located near the _____ area.



SPEAKING

A. Act out the following conversation between a travel agent and a tourist.

Travel Agent : Good Morning. How can I help you?

Tourist : Good Morning. Could you tell me how to get to Sauraha?

Travel Agent : Sure. There are three ways to get there. You can take a short flight, hire a cab or catch a tourist bus.

Tourist : Oh, how much is the one-way air ticket?

Travel Agent : It's NPR.5150/-. Would you like me to fix it for you?

Tourist : Yeah, sure. Thank you so much.

Travel Agent : You're welcome.



B. Act out the following conversation with your friend.

Joe : Hi, I'd like to know when the next movie is showing.



Ticketing Officer : Sure! Which movie are you interested in?

Joe : I want to see "The Adventure Quest." What time does it start?

Ticketing Officer : "The Adventure Quest" starts at 7:00 PM.

Joe : How much is a ticket for that movie?

Ticketing Officer : A ticket for that movie is 450 rupees..

Joe : When is the last showing for "The Adventure Quest"?

Ticketing Officer : The last showing is at 9:30 PM.

Joe : What time does the cinema close?

Ticketing Officer : The cinema closes at 11:30 PM.

Joe : How long is the movie?

Ticketing Officer : The movie is about 2 hours long.

Joe : Thanks for the information!

Ticketing Officer : You're welcome! Enjoy the movie!



Welcome to Hotel Sherpa Inn, Mustang

Located in the beautiful landscapes of Mustang, Hotel Sherpa Inn offers you an unforgettable experience of comfort and tradition. Our hotel is the perfect blend of modern facilities and local charm, providing a peaceful shelter in the heart of the Himalayas. Whether you're



here to explore the rich cultural heritage or simply to relax and enjoy the stunning mountain views, we are committed to making your stay exceptional.

One Night Cost:

- ★ Standard Room: NPR 5,000
- ★ Deluxe Room: NPR 8,000
- ★ Suite: NPR 12,000

Special Facilities:

- ★ Complimentary breakfast with local delicacies
- ★ Free Wi-Fi throughout the hotel
- ★ 24-hour room service
- ★ Guided tours and trekking arrangements
- ★ Cozy fireplace lounge with nice views
- ★ Traditional Sherpa dining experience
- ★ Wellness spa and meditation center

Experience the warmth of Sherpa hospitality at Hotel Sherpa Inn, where every stay is a journey to remember.

Welcome to Hotel Safari Narayani



Hotel Safari Narayani is a cozy and comfortable hotel located in the heart of Sauraha, Chitwan. Just minutes away from Chitwan National Park, our hotel is the perfect spot for nature lovers and travelers looking to explore the wildlife and beauty of Chitwan. At Hotel Safari Narayani, we offer a friendly atmosphere and modern facilities to make your stay enjoyable and memorable.

Facilities

- ★ **Comfortable Rooms:** Spacious rooms with air conditioning, private bathrooms, and beautiful views of the surrounding landscape.
- ★ **Restaurant:** Enjoy delicious meals with local and international dishes prepared by our skilled chefs.
- ★ **Free Wi-Fi:** Stay connected with complimentary high-speed internet throughout the hotel.
- ★ **Jungle Safari & Wildlife Tours:** Experience guided jungle safaris, elephant rides, bird-watching tours, and more.
- ★ **Bicycle Rental:** Explore Sauraha and nearby areas with our bicycle rental service.
- ★ **Swimming Pool:** Relax by the pool with a refreshing drink.
- ★ **24-Hour Front Desk Service:** Friendly staff ready to assist you at any time.

Book Your Stay

Enjoy a relaxing and adventurous stay at Hotel Safari Narayani. Call us at +977-xxxxxxx to book your room, or visit our website at for more details. We look forward to welcoming you to Sauraha, Chitwan!



Understanding the Text

A. Fill the gaps in the sentences below with the correct word/s.

1. Hotel Sherpa Inn is located in the beautiful landscapes of _____.
2. A Standard Room at the hotel costs _____ NPR per night.
3. The hotel offers a traditional _____ dining experience.
4. Guests can enjoy a complimentary _____ with local delicacies.
5. The hotel provides free _____ throughout the hotel.
6. There is a wellness spa and _____ center available for guests.
7. Hotel Safari Narayani is _____ of Sauraha, Chitwan.
8. It is the perfect place to _____ the wildlife.
9. There is a _____ along with modern facilities in Hotel Safari Narayani.
10. The hotel has a complimentary _____ Internet.

B. State True or False.

1. Hotel Sherpa Inn is located in Mustang, surrounded by beautiful Himalayan landscapes.
2. The standard room at Hotel Sherpa Inn costs NPR 8,000 per night.

3. Guests at Hotel Sherpa Inn can enjoy a complimentary breakfast with local delicacies.
4. Hotel Sherpa Inn offers free guided tours and trekking arrangements as part of the stay.
5. The hotel features a traditional Sherpa dining experience and a cozy fireplace lounge with views.
6. Hotel Safari Narayani is located in Chitwan, close to Chitwan National Park.
7. Guests at Hotel Safari Narayani can enjoy complimentary free Wi-Fi throughout the hotel.
8. Hotel Safari Narayani does not offer a swimming pool facility.
9. The hotel provides jungle safaris, wildlife tours, and bird watching experiences for its guests.
10. Hotel Safari Narayani's restaurant serves only local dishes.

B. Answer the following questions.

1. Where is Hotel Sherpa Inn located?
2. How much does it cost to stay in a Suite at Hotel Sherpa Inn for one night?
3. What type of dining experience does Hotel Sherpa Inn offer?
4. What complimentary service is provided with the stay at Hotel Sherpa Inn?
5. What facilities are available for guests who want to relax and enjoy the views?
6. What kind of arrangements does the hotel offer for guests interested in exploring the area?
7. How does Hotel Safari Narayani make your stay enjoyable?
8. What kinds of rooms are there in Hotel Safari Narayani?
9. What kind of food can we have at Hotel Safari Narayani?
10. How can we book a room at Hotel Safari Narayani?



Writing

A. Read the following letter and write a reply to it in the same way.

	Aathrai - 5
	Taplejung
	14 March 2025
	Dear Kamana
	I hope you are doing well. I am writing to invite you to visit me and my town, Taplejung, during the coming summer vacation. It would be so much fun to spend time together and explore the beautiful places here.
	Taplejung is a very peaceful and green place. We can visit the tea gardens, go for walks in the hills, and even see Mount Kanchenjunga from nearby. I am sure you will love the fresh air and beautiful scenery.
	Please try to come, and we can have an amazing time together. I am really looking forward to your visit!
	Take care.
	Your friend Tashi Limbu



Study the following table.

Wh-Questions	Yes-No Questions
What is your favorite color?	Is your favorite color blue?
Where do you live?	Do you live in this city?
When do you go to school?	Did you go to school today?
Who is your best friend?	Is he your best friend?
Why are you late?	Are you late?
How do you make a cake?	Do you know how to make a cake?
Which book are you reading?	Are you reading a book?
How many apples are there?	Are there many apples?
Whose bag is this?	Is this your bag?
What time does the train arrive?	Does the train arrive on time?

Wh-Questions : Used to ask for information. They begin with question words like What, Where, When, Who, Why, How, Which, Whose, and What time.

Yes-No Questions : Used to ask for confirmation. They begin with auxiliary verbs like Is, Do, Did, Are, etc.

A. Fill the gaps in the sentences below with a wh-question word.

- _____ is your favorite subject in school?
- _____ do you go to bed on school nights?
- _____ are you going for your summer vacation?
- _____ did you meet at the party last night?
- _____ do you usually eat for breakfast?
- _____ can I find a good book to read?
- _____ is the capital city of your country?
- _____ did you choose to play that sport?

B. Arrange the jumble words to make Yes- No questions.

1. you / like / pizza / do
→ Do you like pizza?
2. she / is / your / friend / not
3. play / soccer / we / can
4. it / raining / is
5. homework / did / finish / he
6. you / to / go / want / the park
7. money/you/have/some/got
8. stolen/true/was/car/is/that/your/it

Past Simple: to be

A. Fill the gaps in the sentences below with was or were:

1. She _____ at the library yesterday.
2. They _____ excited about the school trip last week.
3. I _____ late to the party last night.
4. The students _____ happy with their results.
5. He _____ not at home when I called.
6. We _____ tired after the long hike.
7. The weather _____ very sunny during our vacation.
8. You _____ very helpful with the project.
9. The animals _____ in the zoo last summer.
10. There _____ a lot of people at the concert.

Adverbs of Frequency

Adverbs of frequency describe how often something happens. They help us understand the regularity of an action or event.

1. She **always** goes to the gym in the morning.
2. They **usually** have dinner at 7 PM.
3. I **sometimes** read a book before bed.
4. He **rarely** eats fast food.
5. We **never** skip our family dinners on Sundays.

A. Rewrite the sentences below using the adverb in the bracket in the correct position.

1. How do you visit your grandparents? (often)
2. She takes a walk in the evening. (always)
3. Do they eat out at restaurants? (ever)
4. He forgets his homework. (never)
5. Does your brother help with the work? (sometimes)
6. They go to the park on weekends. (usually)
7. I see her at the library. (frequently)
8. I have my breakfast at 7:30. (normally)



LITERARY TREASURE

Rhyme

Rhyme is the repetition of similar sounds at the ends of lines in poems or songs, which helps create rhythm and musicality.

Examples:

1. "Twinkle, twinkle, little star, \\
How I wonder what you are."
2. There was a lazy cat
It sat all day on a mat cat

A. Suggest at least two rhyming words to the given words.

1. Tank
2. See
3. Bear
4. Far
5. Shine
6. How
7. Hut



PROJECT WORK

Interview your grandfather or grandmother. Ask them about their past. Write down the questions and the replies in A4 size paper and present it to the class. Title the work:



An Interview with My Grandfather/Grandmother



CELEBRATION

Enjoy reading the following story.

Once upon a time, there were two friends, one was an ant and the other was an elephant. One day, they decided to go into the garden. The garden was far away from their house. They decided to go by scooter. They spent their whole day in the garden and enjoyed it very much. While returning home, they met with an accident. The elephant



got badly hurt. But the ant was safe and did not receive any injuries. The ant took the elephant to the hospital. Everyone asked the ant, "How did you escape safely and without any injuries?" Can you guess how? Because the ant was wearing a helmet. The ant replied that our safety is in our hands. We should always wear a helmet while driving a vehicle. The elephant promised the ant that front the next time, he would never forget to wear a helmet.

Now, try to write a similar short story.



Courtesy and Concern

Enjoy reading the following poem.



A Gentle Request

Could you lend me your smile for a while?
Would you walk with me a mile?
May I borrow a moment, just to see,
The world through your eyes, so soft and free?


I'm sorry, but my heart's a bit shy,
It trembles when I ask, though I try.
Would you be patient, as I find my way?
Could you hold my hand, come what may?

May I speak the truth that I hold inside,
I'm sorry if my words seem to hide.
But would you listen, with your gentle ear
And help me calm this lingering fear?

Gratitude and Greetings



A. Look at the pictures and discuss the contexts in which you use them.



Much and Many



A. Look at the pictures and ask questions with.

How much...?

How many...?



Little rice



A little rice



Much rice



A lot of rice



Few people



A few people



Many people




A lot of people



Similarities and Differences

Enjoy reading the following poem.



The tall tree
and
the small tree

The Tall Tree stands, so proud and high,
Reaching branches to the sky.
Stronger, bolder, it sways with grace,
Living longer, it holds its place.

The Short Tree, small but full of charm,
Nestles safely, free from harm.
Though not as tall, it still is true,
In its shade, the flowers grew.

Tall Tree soars, and sees the sun,
Short Tree blooms, where life's begun.
Both together, side by side,
In the forest, they both abide.




8

Warm Up

Exploring a Wonderland

A. Look at the pictures and say where they are located.



Nature and its Norms

Read the following poem that describes facts.




Water is a liquid, clear and cool,
Flowing in rivers, a vital pool.
The Earth is round, a globe we stand,
Spinning gently, across the land.



The sun is a star, shining bright,
Giving us warmth, and guiding light.
Plants make food from sun and air,
A truth of nature, everywhere.




The sky is blue, the clouds drift high,
Rain falls down when they start to cry.
Gravity pulls us, keeping us near, A force
of nature, strong and clear.






Instructions and Directions

Look at the pictures and say what they mean.





Wit and Wisdom

A. Look at the picture and say where they are and what they are doing.





Cause and Clarification

Enjoy reading the following poem.



I want to sing....

I want to sing because I am human,
I want to run since I want some fun,
Because of joy that fills my heart,
Since life is art, I'll play my part.

I want to dance because I feel free,
I want to dream since dreams are key,
Because of hope that lights my way,
Since every dawn brings a new day.

I want to laugh because it's sweet,
I want to love since it's complete,
Because of life that's here and now,
Since we can choose the why and how.



13



People and Place

A. Write down the name of the profession under each picture.





Favorites and Pet Peeves

A. Put a tick or a cross to the following activities to show your likes and dislikes.





Warm

Up

Strength and Ability

Enjoy reading the following poem.

Come Along, Oh My Dear...



Come along, oh my dear, we can sing a song,
We can dance all day, nothing will go wrong.
We can paint the sky with colors so bright,
And we can stay late to watch the stars at night.



We can run through fields, chasing butterflies,
We can climb up trees, reaching for the skies.
We could build a fort, hidden in the wood,
We could play all day, oh yes, we could!



Diving into tales, we enjoy reading a book
Riding on the sails, we can reach a nook
We can learn new things, and explore so much,
With bright minds, there's nothing we can't touch



Family and Function

A. What values do you think your family members should have? Tick them.

Hardworking

Honest

Supportive

Selfish

Carefree

Lonely

Chatty

Cheerful

Caring

Kind

Angry

Aggressive

Noisy

Dutiful

Lazy